



District Report Card: 2017


State: Telangana	District: WANAPARTHY
Class: 8	Subject: Language
Schools: 51	Students: 1245


Participation/Coverage


Students

GENDER 	Boys		Girls	
	Number	%	Number	%
	614	49.32	631	50.68

AREA 	Rural		Urban	
	Number	%	Number	%
	1027	82.49	218	17.51

CATEGORY 	SC		ST		OBC		GEN	
	Number	%	Number	%	Number	%	Number	%
	271	21.77	95	7.63	835	67.07	44	3.53

CWSN 	LD	VI	HI	S&LD	ID	Oth
	2	1	1	0	2	0

MANAGEMENT 	Government		Government-aided	
	Number	%	Number	%
	1245	100.00	0	0.00

Average Performance of Students in Language (%)

Overall	Gender		Area		Management		Social Group			
	Male	Female	Rural	Urban	Govt.	Aided	SC	ST	OBC	GEN
54.48	54.41	54.55	54.72	53.33	54.48	0.00	54.64	52.14	54.63	55.61

Performance on Learning Outcomes (LOs)

Learning Outcomes	Description	Average Performance(%)
L813	Read textual/non-textual materials with comprehension and identifies the details, characters, main idea and sequence of ideas and events while reading	54.48

Range of Performance of Students who Answered Correctly							
Below 30%		30% - 50%		50% - 75%		Above 75%	
Number	%	Number	%	Number	%	Number	%
169	13.57	360	28.92	510	40.96	206	16.55

Lowest Performing Learning Outcomes (LOs)

1 - Read textual/non-textual materials with comprehension and identifies the details, characters, main idea and sequence of ideas and events while reading (54.48)